

# Honda VTX1800 cruise control

## How to determine the speedometer sender plug type.



During development of the cruise control for the VTX1800 we have been aware that there are two different types of speedometer sender connecting plugs. At this stage it is not known if this change was made during a model year change, or if the difference is between the VTX1800 Retro and the Standard.

In order to supply the correct wiring loom for the bike, we need to know what type of plug your bike has. This is fairly easy to determine by following the instructions below.

The connecting plug for the speedometer sender is concealed under the left side transmission housing cover.

Remove the left side transmission housing chrome cover.

- The cover is held on with seven hex head bolts. Remove the bolts and remove the cover. There are seven rubber washers in the inside face of the cover. Be careful not to dislodge and lose them.



Remove the chrome trim under the ignition switch.

- Remove the two mounting bolts for the chrome trim frame and remove the frame and trim.



Locate the speedometer sender connection plug.

- Locate the bike's speedometer sender plug. This is inside a plastic sleeve with some other plugs near the coolant hose under the ignition switch.





- The speedometer sensor plug is a three way plug with three wires, one green, one black and one pink.

- The bike used to prototype the cruise control used square section unsealed connectors as shown in these photographs. We will call these connectors Type 1.



- A VTX1800 Retro that we have seen used rounded sealed connectors as shown in these photographs. We will call these connectors Type 2.



- Please determine what type of connectors are fitted to your bike, and check on the bikes frame identification tag (VIN plate) EXACTLY what model and year your motorcycle is. Also check that the wire colours and location in the plugs match those in the photographs.
- We will need all of this information before we can supply the cruise control.

**MotorCycle Setup P/L** ABN 94 798 167 654

7 Moritz Street  
Box Hill South VIC 3128  
AUSTRALIA

Web Site: <http://www.mccruise.com>

International: Phone (International Access Code) 61 3 9808 2804

Fax (International Access Code) 61 3 9808 2445

Australia: Phone (03) 9808 2804

Fax (03) 9808 2445

E-mail: [mcsetup@bigpond.net.au](mailto:mcsetup@bigpond.net.au)

*Motor  
Cycle  
Setup*